

Scaled data based on original data using  
LM-79-08 Approved Method: Electrical and Photometric Measurements of Solid-  
State Lighting Products

Test Report Prepared for  
Cooper Lighting Solutions  
(formerly Eaton)

Brand: INVUE

Report Number: P596872

Luminaire Tested: **MSA-SA1C-835-U-5NQ**

Issue Date: 5/27/2021

**Test Information**

Test Method: LM-79-08  
Report Number: P596872  
TEST IS SCALED FROM IESNA LM-79-08 TEST DATA (G2-1910-543-5)  
Test Lab: INNOVATIONS CENTER  
Issue Date: 5/27/2021  
Manufacturer: COOPER LIGHTING SOLUTIONS (FORMERLY EATON)  
Product Line: INVUE  
Catalog Number: MSA-SA1C-835-U-5NQ  
Description: MESA POST TOP DECORATIVE LUMINAIRE. (1) LIGHTSQUARES WITH 16 LEDS EACH AND TYPE V NARROW OPTICS.  
Light Source: -  
Ballast/Driver: ELECTRONIC DRIVER

**Summary**

Lumens per Lamp: N/A  
Luminaire Lumens: 5291 lumens  
Efficiency: N/A  
Efficacy: 89.7 lumens/watt  
Luminous Opening: Rectangular (W 0.5' x L: 0.5' x H: 0')  
IES Classification: Type V - Short  
BUG Rating: B2 - U0 - G1

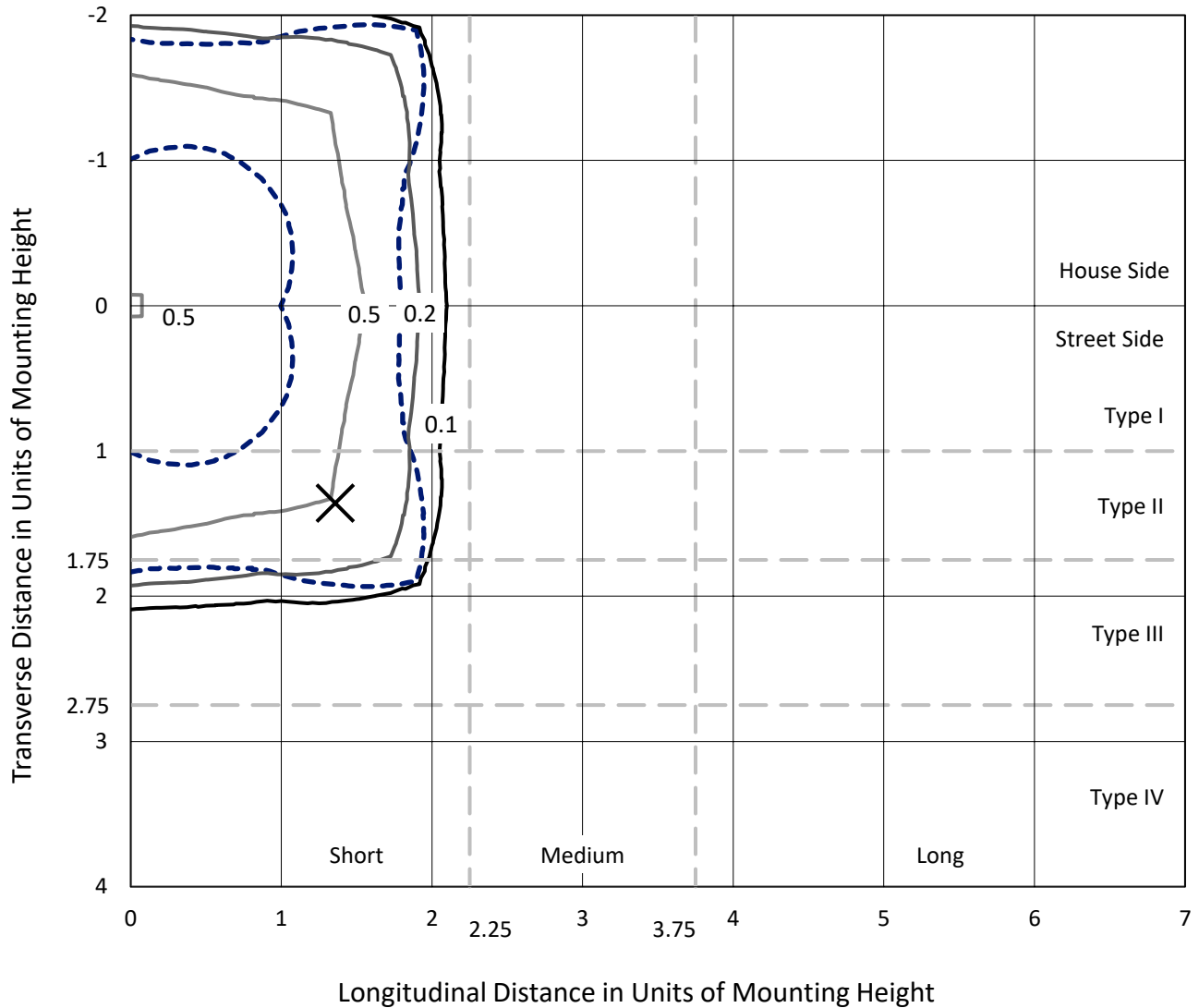
Input Watts (W): 59  
Input Voltage (V): NR  
Input Current (Ain): NR  
Voltage Rise (V): NR  
Power Factor: NR  
Total Harmonic Distortion (THDi): NR  
Frequency (hertz): 60  
Stabilization Time: NR  
Operation Time: NR  
Ambient Temperature (°C): NR  
Test Distance: 28.75 FT



REPORT NUMBER: P596872  
 CATALOG NUMBER: MSA-SA1C-835-U-5NQ

### Iso-Footcandle Lines of Horizontal Illumination

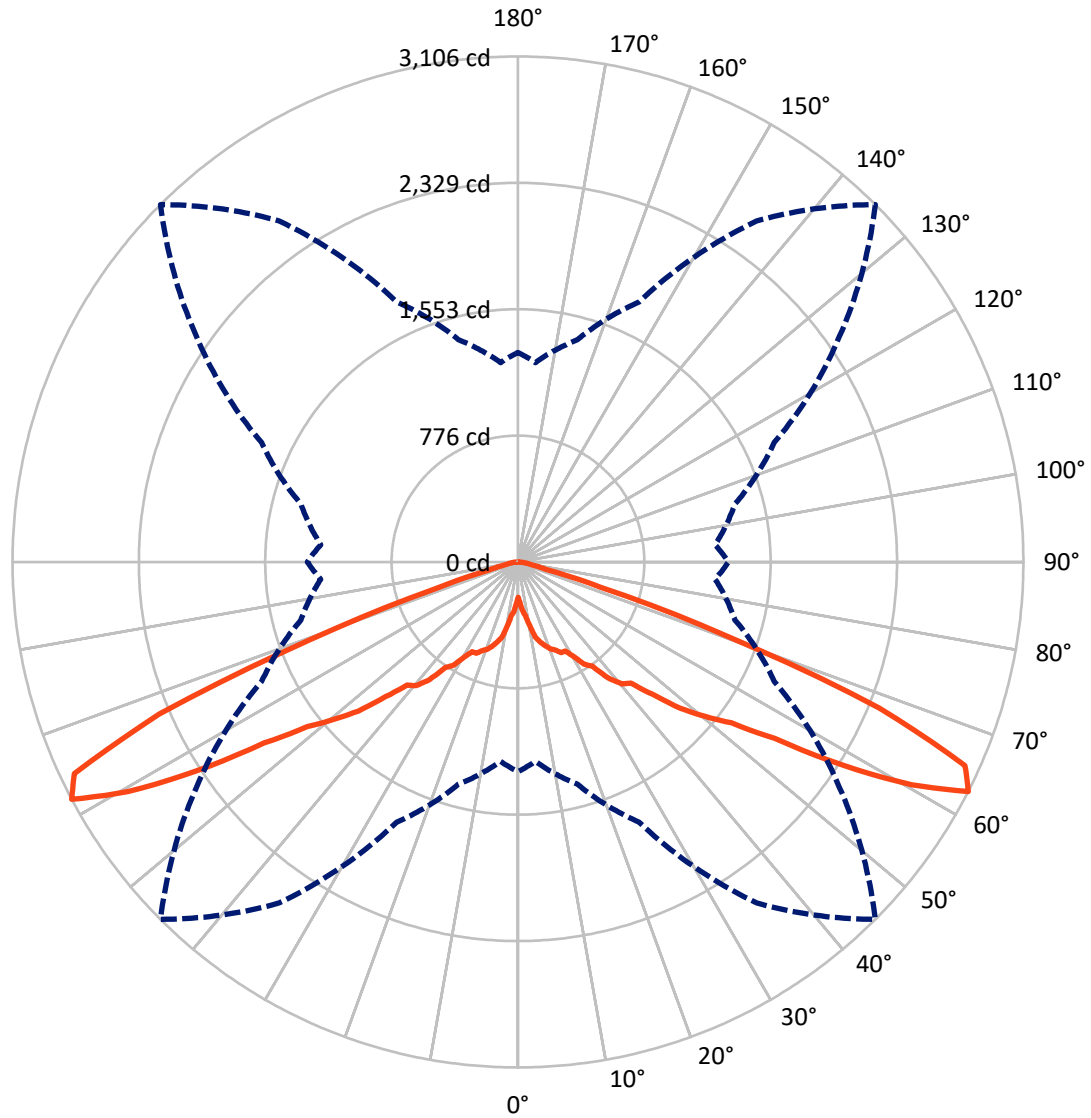
✕ Max cd  
 - - - 1/2 Max cd



Based on 25 foot mounting height. Maximum calculated value = 0.9 fc  
 Type V - Short - N/A

REPORT NUMBER: P596872  
CATALOG NUMBER: MSA-SA1C-835-U-5NQ

### Luminous Intensity Polar Plot



— Vertical Plane Through 45-Deg Lateral    - - - Horizontal Cone Through 62.5-Deg Vertical

REPORT NUMBER: P596872

CATALOG NUMBER: MSA-SA1C-835-U-5NQ

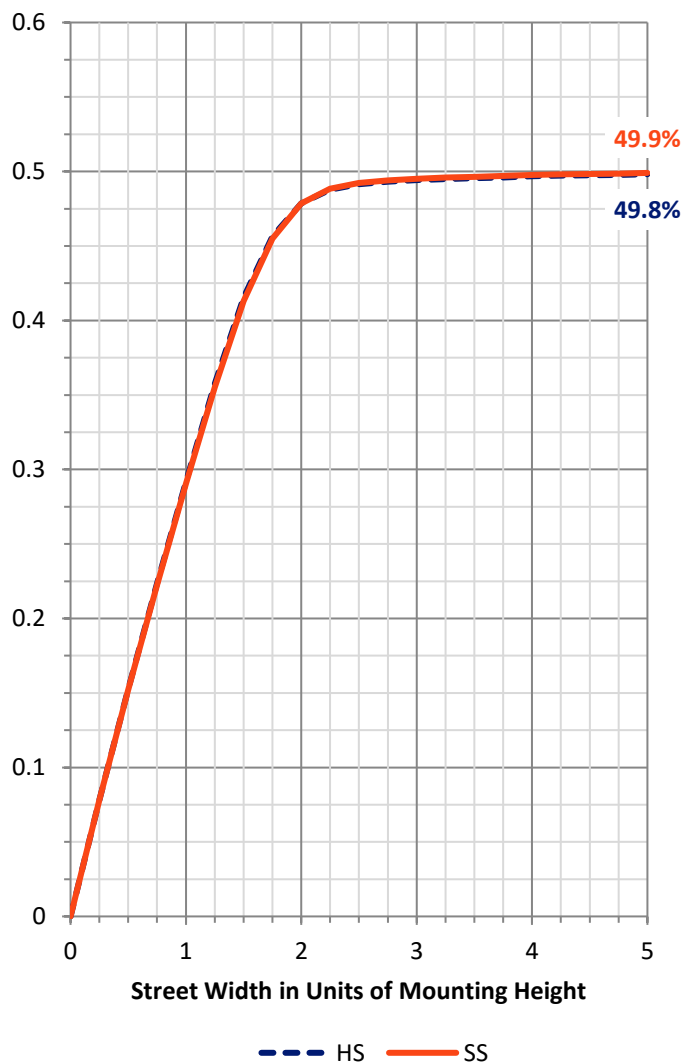
**FLUX DISTRIBUTION:**

		Downward	Upward	Total
<b>House Side</b>	Lumens	2645.5	0.0	2645.5
	% Fixture	50.0	0.0	50.0
<b>Street Side</b>	Lumens	2645.5	0.0	2645.5
	% Fixture	50.0	0.0	50.0
<b>Total</b>	Lumens	5291.0	0.0	5291.0
	% Fixture	100.0	0.0	100.0

**ZONAL LUMENS:**

Zone	Lumens	% Fixture
0°-10°	32.6	0.6
10°-20°	143.8	2.7
20°-30°	301.3	5.7
30°-40°	567.7	10.7
40°-50°	1030.4	19.5
50°-60°	1741.0	32.9
60°-70°	1301.5	24.6
70°-80°	145.6	2.8
80°-90°	27.1	0.5
90°-100°	0.0	0.0
100°-110°	0.0	0.0
110°-120°	0.0	0.0
120°-130°	0.0	0.0
130°-140°	0.0	0.0
140°-150°	0.0	0.0
150°-160°	0.0	0.0
160°-170°	0.0	0.0
170°-180°	0.0	0.0
0°-90°	5291.0	100.0
0°-180°	5291.0	100.0

**Coefficient of Utilization**



REPORT NUMBER: P596872

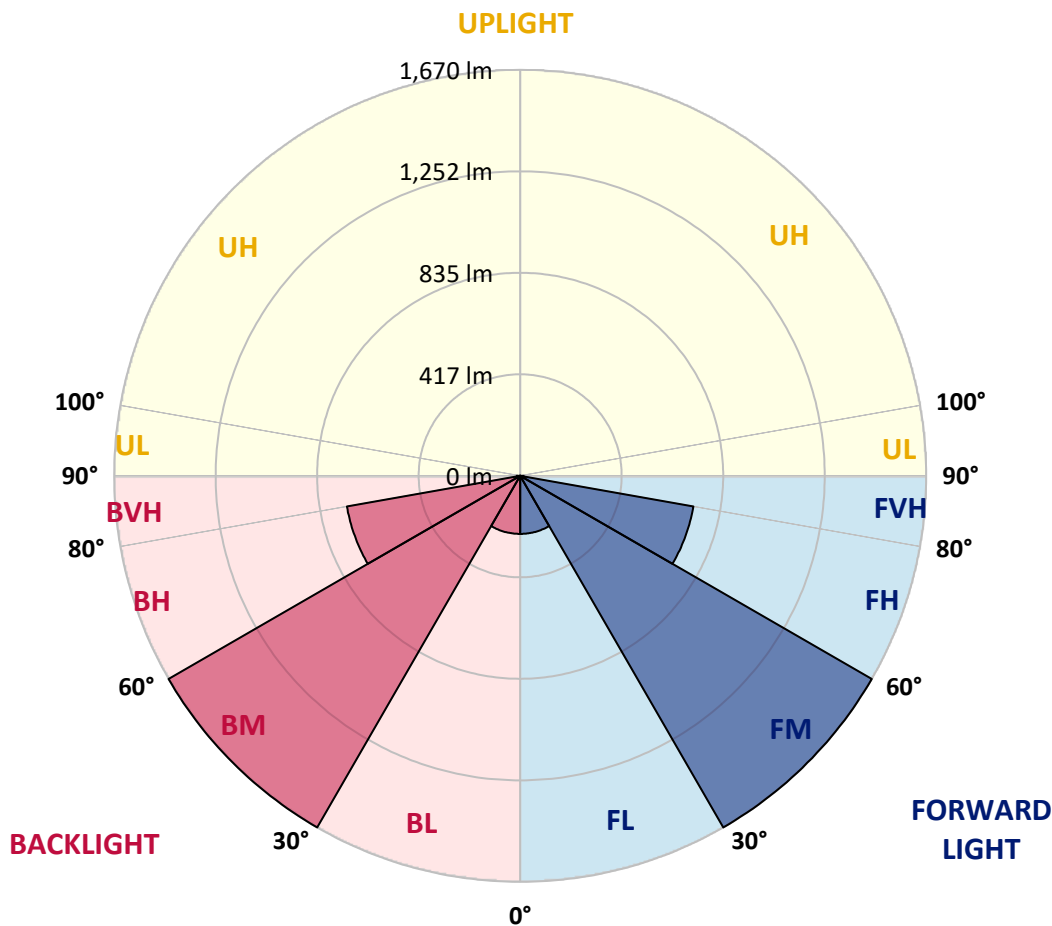
CATALOG NUMBER: MSA-SA1C-835-U-5NQ

**LUMINAIRE CLASSIFICATION SYSTEM LUMEN TABLE AND BUG RATING:**

Zone	Lumens	% Fixture	Zone Rating/Lumen Limit		
			B	U	G
FL (0°-30°)	238.8	4.5			
FM (30°-60°)	1669.6	31.6			
FH (60°-80°)	723.6	13.7			G1/1800
FVH (80°-90°)	13.5	0.3			G1/100
BL (0°-30°)	238.8	4.5	B1/500		
BM (30°-60°)	1669.6	31.6	B2/2500		
BH (60°-80°)	723.6	13.7	B2/1000		G1/1800
BVH (80°-90°)	13.5	0.3			G1/100
UL (90°-100°)	0.0	0.0		U0/0	
UH (100°-180°)	0.0	0.0		U0/0	

**BUG Rating: B2-U0-G1**

Type V Short





REPORT NUMBER: P596872  
 CATALOG NUMBER: MSA-SA1C-835-U-5NQ

**CANDELA DISTRIBUTION (FULL):**

	0°	5°	15°	25°	35°	45°	55°	65°	75°	85°	90°
0°	216.3	216.3	216.3	216.3	216.3	216.3	216.3	216.3	216.3	216.3	216.3
2.5°	263.0	258.3	241.7	247.5	253.6	252.7	251.2	246.7	242.6	259.6	263.0
5°	335.4	324.6	318.8	314.1	313.0	301.4	317.3	315.6	321.0	330.0	338.8
7.5°	393.1	382.9	367.7	364.4	347.0	334.1	347.9	364.9	370.2	386.8	396.7
10°	414.2	405.3	408.1	393.7	392.8	396.5	393.5	397.4	411.6	409.6	417.0
12.5°	461.5	463.0	454.0	450.3	457.6	473.6	460.0	455.3	451.8	466.5	471.0
15°	505.9	514.7	499.8	497.5	494.4	509.3	494.7	501.8	508.0	511.0	509.3
17.5°	568.7	569.1	552.6	526.1	536.0	540.7	534.3	522.0	551.5	566.3	567.2
20°	610.0	611.5	578.8	537.5	565.5	569.8	566.6	540.9	580.1	604.9	603.8
22.5°	654.6	649.4	605.1	575.0	584.9	587.4	580.6	577.3	604.9	649.9	643.2
25°	684.5	694.0	649.9	630.5	622.1	616.1	624.9	626.6	654.8	695.7	673.1
27.5°	756.0	739.6	670.5	677.8	660.0	619.3	658.0	679.4	673.3	743.1	760.1
30°	819.5	819.9	723.1	737.0	703.9	671.0	712.9	743.7	736.2	825.5	809.4
32.5°	900.6	903.7	813.7	776.2	753.8	747.6	742.4	776.4	823.4	895.7	897.2
35°	988.3	1014.1	891.8	852.4	814.3	786.8	816.5	863.6	894.2	1009.8	989.3
37.5°	1159.0	1115.5	1015.4	941.3	917.0	906.0	921.7	949.1	1015.2	1114.8	1149.9
40°	1259.9	1247.9	1111.6	1049.6	955.7	985.0	976.4	1051.3	1106.0	1254.7	1258.0
42.5°	1414.2	1353.5	1231.1	1152.3	1067.9	1017.1	1070.9	1171.4	1237.5	1363.2	1422.6
45°	1536.3	1458.4	1363.9	1304.0	1197.5	1159.8	1179.2	1307.9	1390.8	1477.1	1555.2
47.5°	1671.3	1586.9	1492.4	1386.1	1282.1	1343.4	1309.2	1422.4	1503.4	1627.1	1700.3
50°	1840.9	1747.5	1626.5	1538.7	1469.8	1491.3	1485.9	1566.7	1666.5	1779.3	1862.4
52.5°	2027.7	1922.0	1805.4	1723.8	1694.7	1641.3	1711.1	1744.2	1817.9	1921.2	2018.7
55°	2158.4	2052.7	1982.1	2008.4	2000.6	1914.9	1976.1	1979.5	1944.0	1981.2	2079.4
57.5°	2138.2	2037.2	2027.5	2126.8	2275.1	2357.9	2263.4	2060.2	1927.2	1909.8	2013.7
60°	1869.5	1783.2	1871.9	2095.8	2527.8	2780.1	2416.3	1999.3	1780.2	1689.6	1789.9
62.5°	1288.3	1230.0	1413.8	1763.8	2558.1	3105.8	2410.7	1737.4	1380.7	1216.2	1294.1
65°	610.7	589.6	744.8	1118.3	2130.8	3018.8	2106.1	1175.5	794.7	634.8	652.4
67.5°	229.7	219.1	273.4	494.0	1342.1	2394.3	1415.8	579.9	307.4	238.9	247.1
70°	130.4	122.9	130.0	180.2	540.3	1356.1	610.7	198.9	130.7	119.0	126.8
72.5°	102.7	96.9	97.9	108.9	186.4	532.3	197.6	113.4	94.9	90.2	97.1
75°	84.8	79.6	79.4	85.5	108.7	172.9	111.7	86.7	76.8	73.4	79.0
77.5°	67.4	64.4	65.2	70.0	77.9	96.7	80.9	70.2	63.1	59.0	62.9
80°	49.3	48.9	52.3	56.6	58.1	65.0	60.7	56.6	50.4	44.6	46.1
82.5°	32.3	32.5	39.0	42.4	41.8	41.5	43.5	43.3	37.7	29.5	29.5
85°	18.5	18.9	23.9	26.7	26.3	20.9	27.6	27.8	24.1	17.9	17.2
87.5°	6.0	7.5	10.3	11.0	10.5	5.8	10.5	11.6	10.5	7.5	6.7
90°	0.0	0.0	0.0	0.0	0.0	0.0	0.0	0.0	0.0	0.0	0.0

(END OF REPORT)